





Cut Security Seal - Do not cut Bolt Cable




Pull out the bolt that goes horizontally through the device




Pull out the cable:



Pull the bolt cable out.



Open top sliding panel



Remove port cap – Pull up - Do not twist



Replace with pin side down to power off

Match pin key on port with cap

